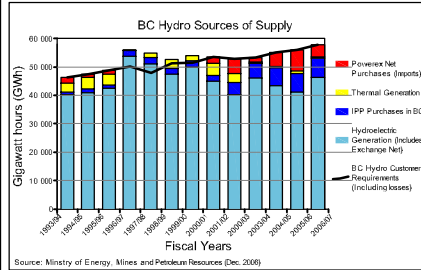
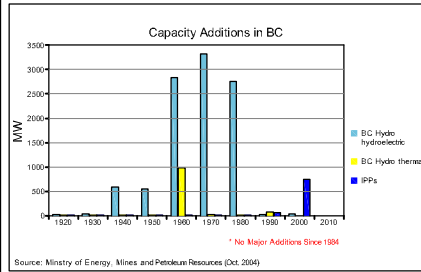
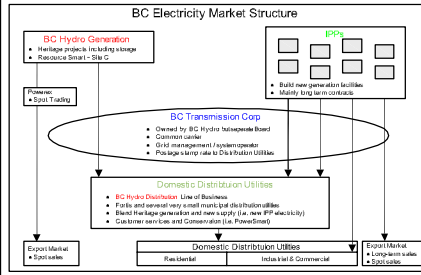
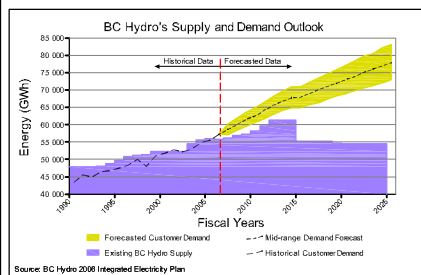


IPP Projects in BC



Year	# EPA's Awarded	# operating projects	Awarded GWh	Operating GWh
2008 Open	38	0	7125	0
2004 VICFT	1 terminated	0	2000	0
2003 Green	14	1	1535	15
2002 CBG	2	1	223	140
2001	25	20	1032	951
1994 RFP/NI	n/a	3	n/a	1949
1989 RFP	n/a	14	n/a	427
1988 RFP	n/a	3	n/a	1536
Pre-1988	n/a	2	n/a	84
Total	45	45	5100	5100

	#	GWh total	MW total	GWh average	MW average
Hydro	35	1600	360	35	10
Biomass	4	750	96	188	24
Biogas	3	60	9	20	3
Gas	2	2640	345	1320	173
TOTAL	45	5100	810	115	18



Brown Lake - Powerhouse



Pingston Creek Hydro



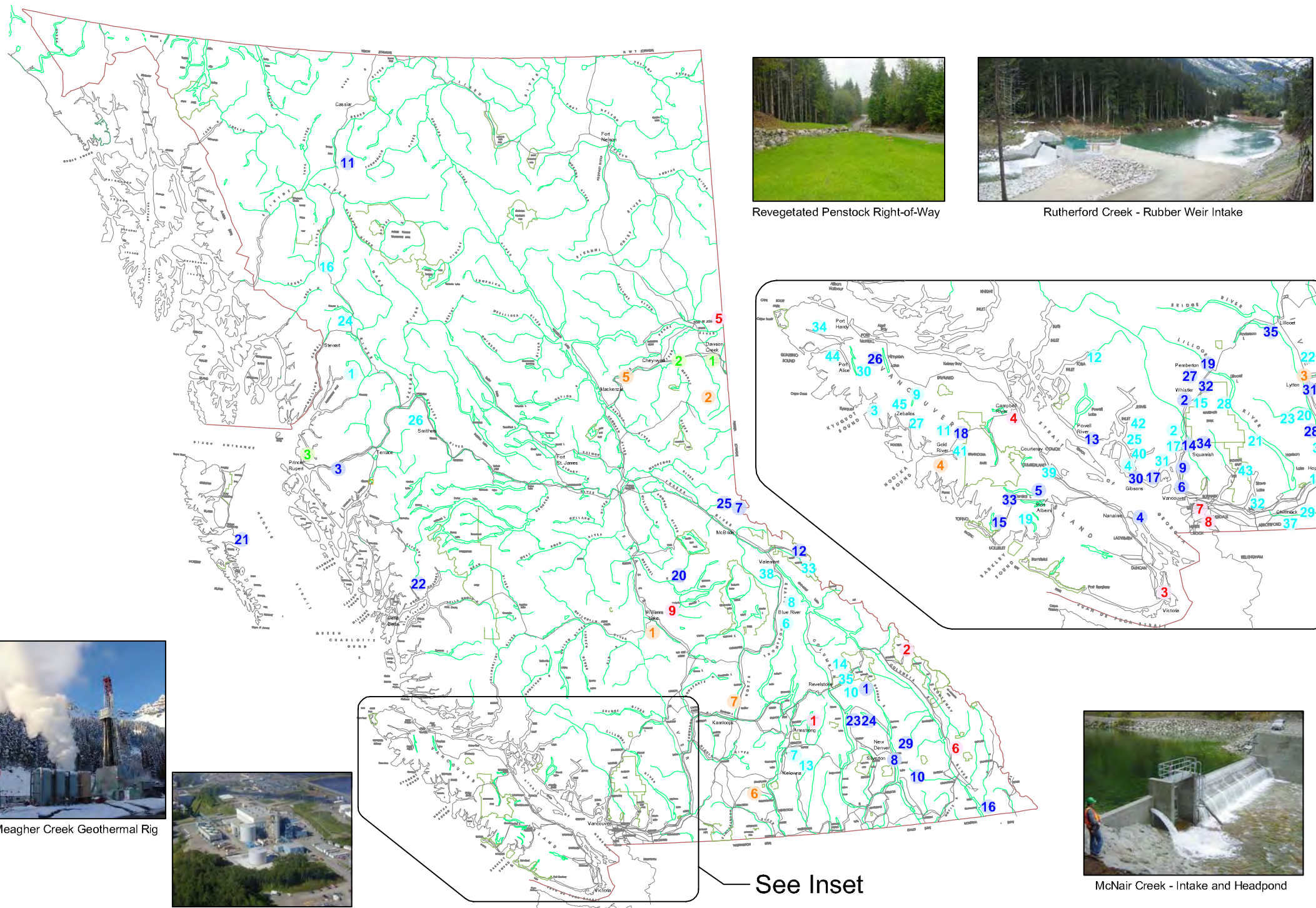
Proposed Wind IPP



Miller Creek - Pipe Bridge



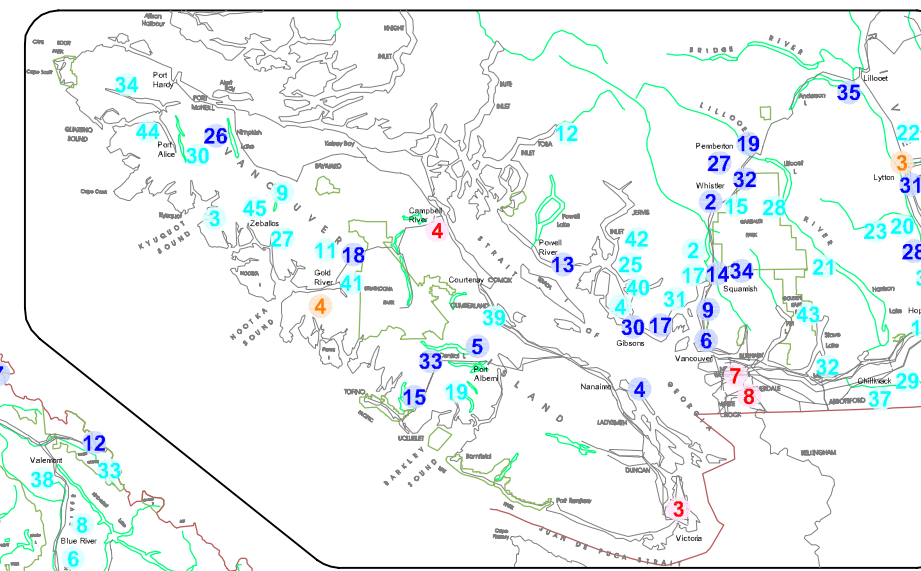
Williams Lake Biomass Powerplant



Revegetated Penstock Right-of-Way



Rutherford Creek - Rubber Weir Intake



See Inset



Meagher Creek Geothermal Rig



Island Co-Gen Plant, Campbell River



McNair Creek - Intake and Headpond

	MW	GW-h	Start-Up
1 Akolkolex (near Revelstoke)	8	60	1996
2 Brandywine Creek Small Hydro (Whistler)	7.6	34	2003
3 Brown Lake Hydro Plant (Prince Rupert)	7.2	58	1996
4 Clyde Coats Hydro (Gabriola Island)	0.2	0.7	1988
5 Doran Taylor (Port Alberni)	5.6	22.8	1996
6 Eagle Lake Micro Hydro (West Vancouver)	0.2	1	2003
7 East Twin Creek Hydro (McBride)	1.6	5	1991
8 Enterprise Creek Power Project (Silverton)	5	25	2002
9 Furry Creek (Squamish)	9.4	39	2004
10 Goat Creek (Trail)	1	3	1989
11 Hiley Lake Hydro Project (Cassiar)	3	10	1997
12 Hystad Creek (Valemont)	6	20	2002
13 Lois Lake Upgrade & Powell River Energy	83	527	1998
14 Lower Marmouqam Hydro (Squamish)	58	241	1996
15 Marston 3 Creek (Port Alberni)	4.6	25	2005
16 McDonald Ranch Hydro (Grossens)	0.1	0.4	1993
17 McNair Creek Hydro (Port Mellon)	9.8	38	2004
18 Mears Creek Project (Gold River)	3.8	19	2004
19 Miller Creek Power Project (Pemberton)	29.5	118	2003
20 Morehead Valley Hydro (Williams Lake)	0.1	0.5	1994
21 Moresby Lake (Queen Charlotte Island)	6	26	1990
22 Ocean Falls - Link Lake (Bella Bella)	12.2	58	1917
23 Pingston Creek Expansion (Revelstoke)	15	72	2004
24 Pingston Creek Hydro (Revelstoke)	30	155	2003
25 Puzosin Creek (McBride)	3.6	26.4	1993
26 Raging River Small Hydro (Port Alice)	1.8	13	2002
27 Rutherford Creek Hydro (Pemberton)	50	172	2005
28 Suzzzy Creek (Boston Bar)	6	20.4	1996
29 Seaton Creek (New Denver)	0.3	0.9	1997
30 Sechelt Creek (Sechelt)	12	77	1997
31 Swash Creek (Lytton)	0.5	3	2003
32 Soo River Hydro (Whistler)	12	57.6	1994
33 South Sutton Creek (Port Alberni)	5	25	2005
34 Upper Marmouqam Hydro (Squamish)	25	108	2005
35 Walden North (Lillooet)	18	54	1993
Total	441	2116	

	MW	GW-h	Call Year
1 Anyox & Kispiox River Hydro (Alice Arm)	57	242	F2006
2 Ashlu Creek Hydro Project (Squamish)	42	200	2003
3 Barr Creek Hydro Project (Tahsis)	4	15	F2006
4 Bear Hydro Project (Sechelt)	16	77	2003
5 Berkey Creek Project (Hope)	1.5	6.5	2003
6 Bone Creek Hydro Project (Blue River)	20	81	F2006
7 Glacier/Hawser/Est Project (Duncan Dam)	91	341	F2006
8 Clemina Creek Hydro Project (Blue River)	10	31	F2006
9 Clint Creek Hydro Project (Wass)	6	27	F2006
10 Cranberry Creek Power Plant (Revelstoke)	3	11	F2006
11 Cypress Creek Hydroelectric (Gold River)	3.1	11	2003
12 East Toba & Montrose Hydro (Powell River)	196	702	F2006
13 Elzorado Reservoir (Kelowna)	0.8	4	F2006
14 English Creek Hydro Project (Revelstoke)	5	19	F2006
15 Fitzsimmons Creek (Whistler)	7.5	36	2001
16 Forrest Kerr Run-of-River (Iskut River)	112	541	2003
17 Fries Creek Project (Squamish)	9	41	F2006
18 Hunter Creek Project (Hope)	2.4	10	2003
19 Klisna Creek (Port Alberni)	2.3	11.5	2001
20 Kookijik Hydro Project (Boston Bar)	10	39	F2006
21 Kwanlin Energy Project (Harrison Lake)	8	39	F2006
22 Kwolek Creek Hydro Project (Lytton)	60	147	F2006
23 Log Creek Hydro Project (Boston Bar)	10	39	F2006
24 Long Lake Project (Stewart)	16.2	83	2002
25 Lower Clowhom (Sechelt)	10	48	F2006
26 Maroon Creek Hydro Project (Terrace)	5	25	F2006
27 McKelvie Creek Project (Tahsis)	3.4	14	F2006
28 Mkwatis (Ure) Creek Hydro (Mount Currie)	45	154	2003
29 Pierce Creek Project (Chilliwack)	0.8	3	2003
30 Raging River 2 (Port Alice)	4	13	F2006
31 Rainy River Hydro Project (Gibsons)	15	51	F2006
32 Sakwi Creek Run of River Project (Agassiz)	5	22	F2006
33 Serpentine Creek Hydro Project (Blue River)	9.6	29	F2006
34 Songhees Creek Hydro Project (Port Hardy)	15	61	F2006
35 South Cranberry Creek Project (Revelstoke)	8.5	33	2003
36 Spuzzum Creek Power Project (Boston Bar)	29	90	2003
37 Tamihi Creek Hydro Project (Chilliwack)	9.9	52	F2006
38 Tete (Hauer) Creek (Valemont)	2.4	10	2001
39 Tsalile River Small Hydro (Courtenay)	4.5	20	2001
40 Tyson Creek Hydro Project (Sechelt)	7.5	48	F2006
41 Ucona River Hydro Project (Gold River)	35	125	2003
42 Upper Clowhom (Sechelt)	10	46	F2006
43 Upper Slave Energy Project (Mission)	55	204	F2006
44 Victoria Lake Hydro Project (Port Alice)	9.5	39	F2006
45 Zeballos Lake Hydro Project (Zeballos)	21.9	93	2003
Total	1067	4338	

	MW	GW-h	Start-Up
1 Armstrong Woodwaste Cogeneration Project	20	140	2002
2 Evans Forest Products (biomass)	5	35	2002
3 Hartland Landfill Gas Cogeneration Project	1.8	9	2004
4 Island Cogeneration (natural gas)	240	1800	2002
5 McMahon Surplus Steam Electric Generator	105	840	1993
6 Purcell Cogeneration (biomass)	11	123	1998
7 Vancouver Landfill Gas Project	5	15	2003
8 Vancouver Landfill Gas Project Expansion	1.9	38	2005
9 Williams Lake Generating Station (biomass)	60	455	1993
Total	450	3452	

	MW	GW-h	Call Year
1 150 Mile House Energy Recovery Generation	5.9	34	F2006
2 AES Wapiti Energy Corporation (coal/biomass)	184	1612	F2006
3 Canyon Power (biomass)	10	60	1989
4 Gold River Power Project (biomass)	90	745	F2006
5 Mackenzie Green Energy Centre (biomass)	50	441	F2006
6 Princeton Power Project (coal/biomass)	56	421	F2006
7 Savona Energy Recovery Generation	5.9	41	F2006
Total	402	3354	

	MW	GW-h	Call Year
1 Bear Mountain Wind Park (Dawson Creek)	120	372	F2006
2 Dokie Wind Project (Chetwynd)	180	536	F2006
3 Mount Hays Windfarm (Prince Rupert)	25	72	F2006
Total	325	980	

	MW	GW-h
44 Operating Projects	891	5568
55 Project with Signed EPA's Only	1794	8672
TOTAL OF ALL PROJECTS	2684	14240